

PATHWAYS

for local authorities

...develop Net Zero plans

...act on Fuel Poverty



Evidence-based decisions: use data to model options for policy and programme development



Identify each home's needs: model the options for every home, not archetypes



Tailor programmes: Analytics layer property, flood risk and socio-economic data



Find efficiencies: Pathways tests 3000 interventions, with up-to-date market pricing



Meet your goals: Pathways tests routes to carbon, SAP and fuel poverty goals



Drive a green recovery: Pathways identifies job opportunities in all related trades

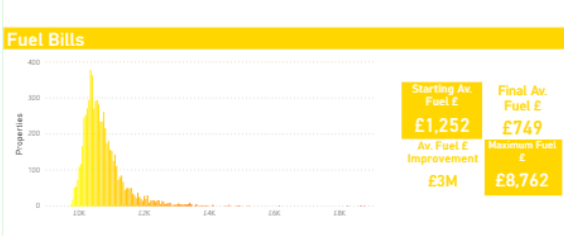
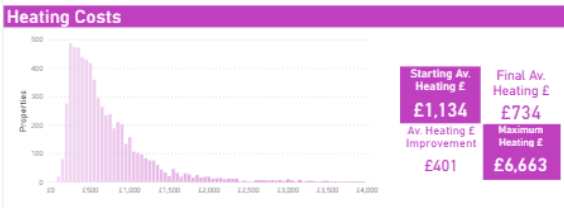
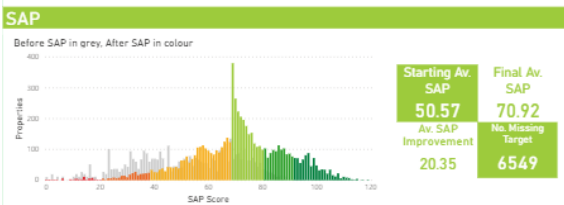
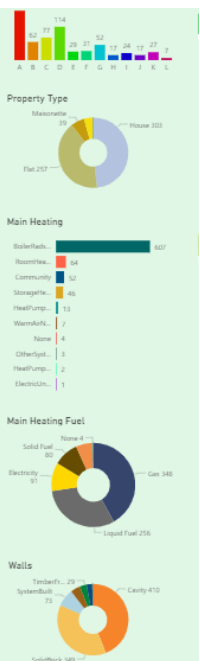
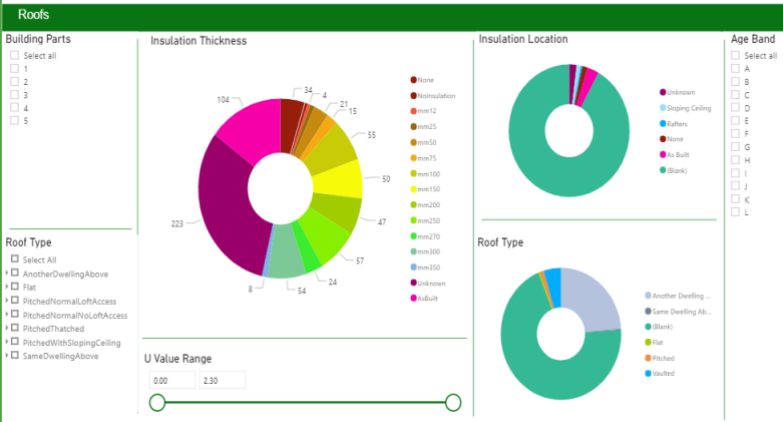
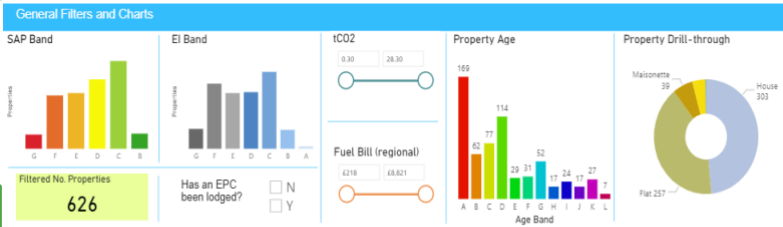
Baseline Analytics

£1,500*

- Housing stock profiling
- SAP, CO₂, kWh, and fuel bill metrics
- Analyse by socio-economic data and by area
- Flood risk, census and fuel poverty filters

Delivering

- Understanding of your current performance
- Identify characteristics to highlight challenges, opportunities and outliers
- Critical first step in developing Fuel Poverty and Net Zero strategies.



Pathways

£2,500*

Pathways

- Baseline Analytics plus...
- Model two investment and improvement pathways to SAP C and Net Zero
- Report by whole stock, portfolios or property
- Report on employment potential by trade

Delivering

- Pathways to meeting regulatory requirements
- Detail on measures, costs and savings
- Insight on skills to inform a green recovery
- Identify cost, policy and practical barriers

Pathways Plus

£4,000*

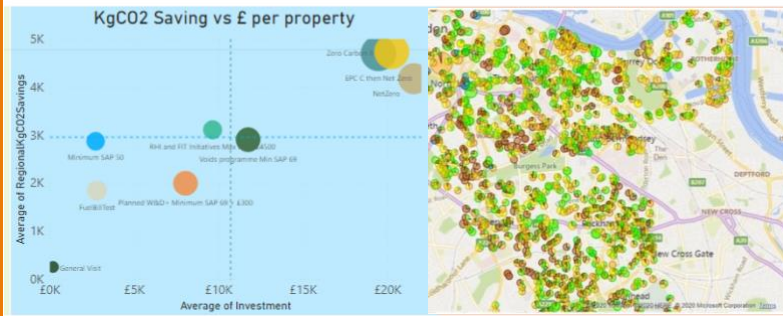
- Pathways Plus...
- Workshop to define strategic options and data requirements
- 3 additional bespoke investment pathways to analyse strategic options

Delivering

- Pathways that address multiple goals
- Analysis to support multi-year public and private sector schemes and incentives
- Evidence to inform options papers for decision-makers

£	After Au	DI	DI	Change	Before Au	After Au	Au Savings	Before Au	After Au	Au Savings	Before Au	After Au	Au Savings
£	2019	2019	2019		2019	2025		2019	2025		2019	2025	
99.25	15.60	11.04	4.56	169	4866	4972	106	5443	5529	86	722	636	86
99.35	15.60	11.04	4.56	169	4871	4972	101	5438	5533	95	721	635	86
91.99	40.16	29.04	11.12	4860	4372	5136	886	5431	5536	105	721	635	86
89.99	78.8	29.04	49.76	2026	5251	5259	8	5436	5536	0	721	635	86
87.14	87.14	13.372	73.768	1024	51247	51262	15	5437	5537	0	721	635	86
44.46	18.6	11.885	6.715	1718	51746	51862	116	5436	5536	0	721	635	86
49.43	17	11.840	5.19	495	51408	51419	11	5437	5537	0	721	635	86
63.24	21	11.106	10.094	899	5383	5381	2	5437	5537	0	721	635	86
93.75	3.1	13.119	10.019	69	51605	5165	1	5437	5537	0	721	635	86

£	Before Au	After Au	Savings	Before Au	After Au	Savings	Before Au	After Au	Savings	Before Au	After Au	Savings
£	2019	2019	2019	2025	2025	2025	2019	2025	2025	2019	2025	2025
7.241	6.199	1.042	7.784	6.058	1.726	7.811	6.029	1.782	7.515	5.972	1.543	5.917
8.245	6.199	2.046	8.225	6.058	2.167	8.443	6.058	2.385	8.318	6.058	2.260	8.258
4.472	4.384	0.088	4.653	4.463	0.190	4.653	4.463	0.190	4.653	4.463	0.190	4.653
4.716	4.408	0.308	5.929	4.818	1.111	5.867	4.817	1.050	5.747	4.817	0.930	5.621
5.470	5.053	0.417	5.707	5.285	0.422	5.647	5.268	0.379	5.522	5.073	0.449	5.419
3.001	2.911	0.090	3.439	3.204	0.235	3.371	3.136	0.235	3.311	3.076	0.235	3.251
4.212	4.018	0.194	4.241	4.047	0.194	4.266	4.072	0.194	4.198	4.004	0.194	4.030
4.512	4.302	0.210	4.541	4.321	0.220	4.571	4.351	0.220	4.501	4.281	0.220	4.451
4.812	4.592	0.220	4.841	4.621	0.220	4.871	4.651	0.220	4.801	4.581	0.220	4.751



Baseline Analytics

Pathways

Pathways Plus

£1500

£2500

£4000

Address level data ✓

Baseline Analytics ✓

Data Overlay

Fuel Poverty ✓

Flood Risk ✓

Census ✓

Unlimited Users ✓

2 Investment Scenarios

3 Bespoke Scenarios

Employment

Opportunities

Workshop

Simple PV Applicability

LIDAR based PV

applicability

Additional Pathways

Power homeowner app

Coming soon

£500

All prices exclusive of VAT.

Pricing is for an initial 12 month licence per local authority area, up to a maximum of 150,000 homes. Contact us for pricing for areas with more homes.

Volume discounts are available for LEPs and other groups of local authorities.

Additional years cost £1500 + VAT for <150,000 homes.

FIND OUT MORE

0208 874 6433

info@parityprojects.com

www.parityprojects.com

Tweet us @parityprojects