

Market leader in housing stock analysis for strategic energy performance management

CROHM has been used to undertake assessments covering around 6 million homes across the UK, in all sectors of the market. It differentiates itself from other data services through its handling of complex data to develop cost-effective retrofit programmes, at an affordable price.



COST SAVINGS

Detailed data analytics reduce risks and avoid duplication of effort.



BEYOND THE EPC

Tests over 2400 options using current market prices.



WHOLE HOUSE

CROHM's analytics offer costed whole-house options, deliverable over time.



QUALITY ASSURANCE

Decision-making is supported by data quality management and central support.



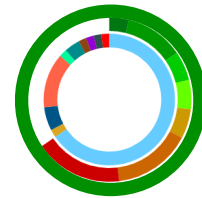
EXPERT SUPPORT

5 days consultancy to support the ongoing development of policies and programmes.



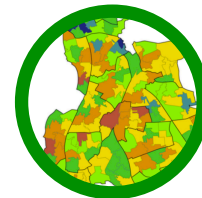
TAILOR TO TARGETS

Report on appropriate measures for eligible addresses, optimised to meet key targets.



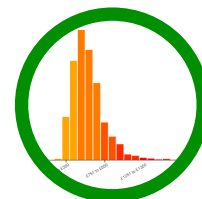
Profile stock

Use profiling charts and downloadable address lists to report on properties with characteristics such as too little loft insulation or inefficient boilers.



Visualise data

Use maps to develop and communicate policies and programmes, layering energy performance data with other local indicators of need.



Prioritise action

Identify properties for intervention where they are at risk of fuel poverty, or failing regulatory requirements.

CROHM Online can help local authorities whether they are a delivery partner in energy efficiency programmes, or looking to cut the costs of enforcing minimum standards for healthy homes.

Analyse housing energy performance

Develop in-depth understanding of the housing stock to support cost-effective interventions.

Model data by EPC ratings, fuel bills, and/or carbon emissions to align reports with the Council's regulatory, fuel poverty and Net Zero targets.

Layer socio-economic data, such as census or Mosaic data, to understand residents' needs and address them in the development of policy and communications.

Visualise needs and delivery options using a range of charts and maps as well as address-level reports.

Reduce ECO3 costs

Report at address level on eligible measures for homes most in need, including those in rural areas and/or with F or G EPC ratings.

Calculate costs and savings of solid wall measures for each solid walled home.

Find the measures that offer the same savings for less cost.

Embed ECO3 alongside other work programmes.

Identify the most vulnerable homes

Report on F and G rated properties, matching poor energy performance to records of tenure or vulnerability to target interventions.

“ The data analysis provided by Parity has delivered what we were hoping for. We've found Parity to be straightforward and reliable to work with – delivering work in a creative way to meet our objectives,

**London Borough of
Lewisham**

FIND OUT MORE

Parity Projects Ltd
Unit 233, Riverside Business Centre,
Haldane Place, London SW18 4UQ

0208 874 6433
info@parityprojects.com
www.parityprojects.com
Tweet us @parityprojects

